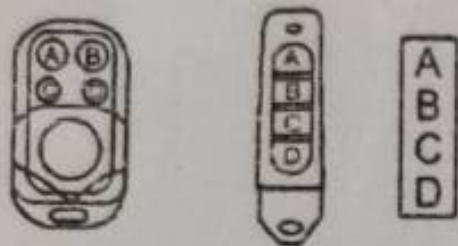


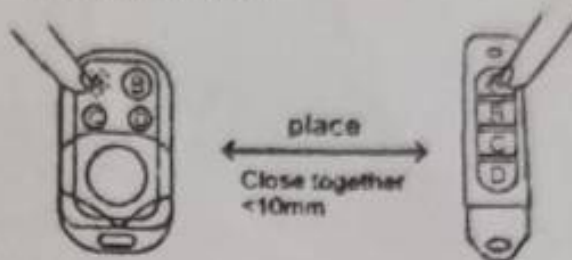
### 1.operation

Attention: Your original remote control must be able to work and the same as our remote control frequency.



Original remote Clone remote

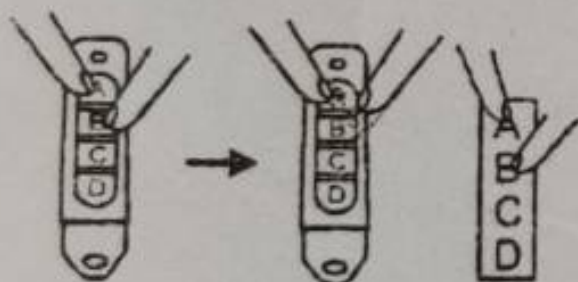
### 3.Code clone



Place the original and the clone remote close together. Then press the button to be programmed on both remotes and hold until LED flashes steadily on the clone remote.

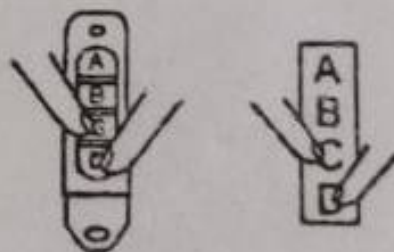
Programming is complete-Repeat steps program extra buttons.

### 2.Code clear



Hold down buttons A and B until the LED flashes. then release the button B and press three times (at the same time, button A is pressed all the time).

### 4.Code recovery



Hold down buttons C and D until the LED flashes, now the code return to the last code you clone.